

Providing capital to the  
mining sector required  
to supply the commodities  
central to a sustainable future



## **Ecora Resources PLC**

### Company Overview

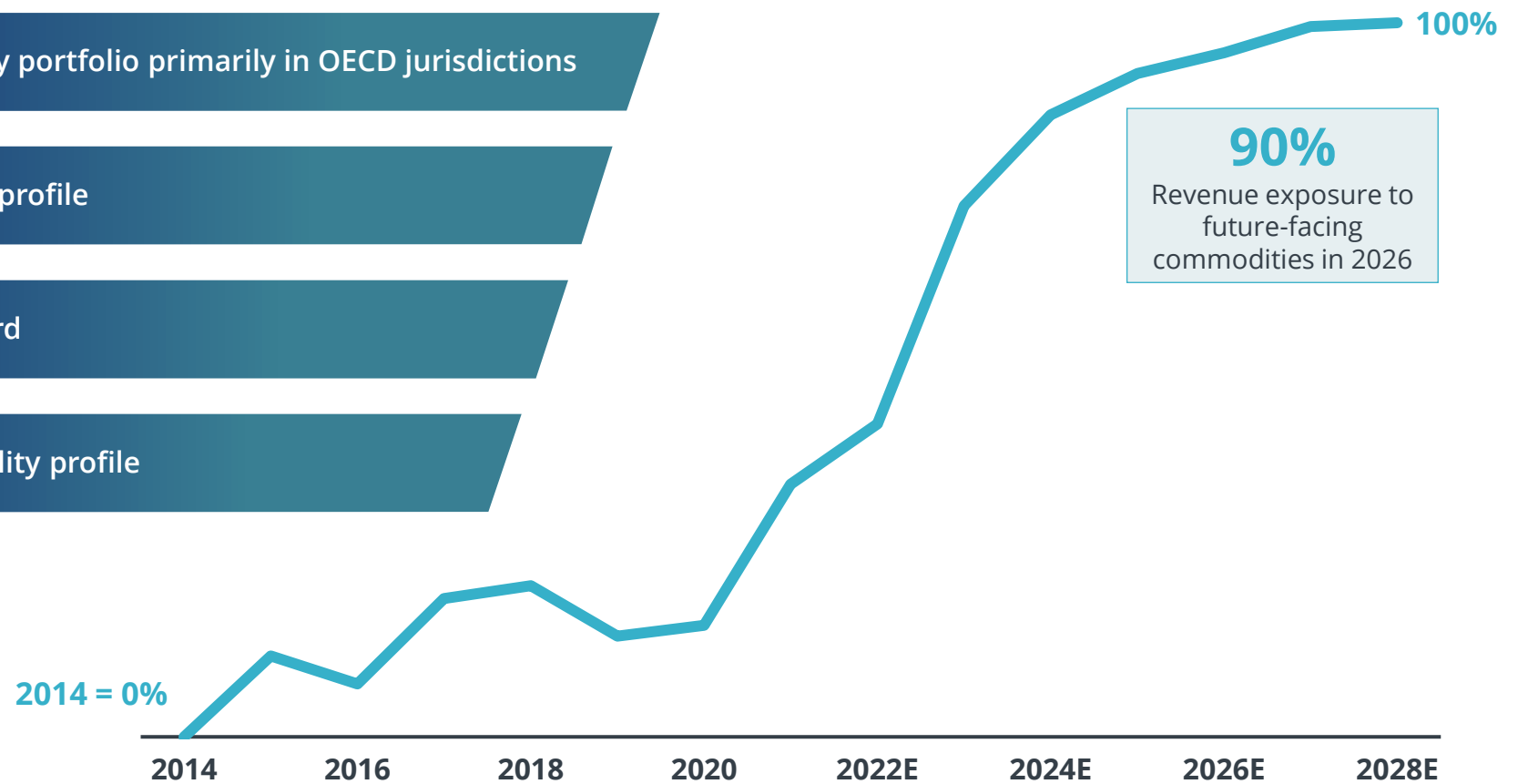
October 2022

# Important disclaimer

- This document has been prepared and issued by and is the sole responsibility of Ecora Group PLC (the “Company”) and its subsidiaries (the “Group”) for selected recipients. It comprises the written materials for a presentation to investors and/or industry professionals concerning the Group’s business activities. It is not an offer or invitation to subscribe for or purchase any securities and nothing contained herein shall form the basis of any contract or commitment whatsoever. This presentation does not constitute or form part of any offer or invitation to sell or issue, or any solicitation of any offer to purchase or subscribe for, any shares in the Company in any jurisdiction nor shall it or any part of it nor the fact of its distribution form the basis of, or be relied on in connection with, any contract commitment or investment decision in relation thereto nor does it constitute a recommendation regarding the securities of the Company. This presentation is for informational purposes only and may not be used for any other purposes.
- Certain statements in this presentation are forward-looking statements based on certain assumptions and reflect the Group’s expectations and views of future events. Forward-looking statements (which includes any statement which constitutes ‘forward-looking information’ for the purposes of Canadian securities legislation) may include, without limitation, statements regarding the operations, business, financial condition, expected financial results, cash flow, requirement for and terms of additional financing, performance, prospects, opportunities, priorities, targets, goals, objectives, strategies, growth and outlook of the Group including the outlook for the markets and economies in which the Group operates, costs and timing of acquiring new royalties and making new investments, mineral reserve and resources estimates, estimates of future production, production costs and revenue, future demand for and prices of precious and base metals and other commodities and future demand for products which include precious and base metals and other commodities, for the current fiscal year and subsequent periods.
- Forward-looking statements include statements that are predictive in nature, depend upon or refer to future events or conditions, or include words such as, amongst others, ‘expects’, ‘anticipates’, ‘plans’, ‘believes’, ‘estimates’, ‘seeks’, ‘intends’, ‘targets’, ‘projects’, ‘forecasts’, ‘potential’, ‘positioned’, ‘strategy’, ‘outlook’, ‘predict’ or negative versions thereof and other similar expressions, or future or conditional verbs such as ‘may’, ‘will’, ‘should’, ‘would’ and ‘could’. These include statements regarding our intentions, beliefs or current expectations concerning, amongst other things, our results of operations, financial condition, liquidity, prospects, growth, strategies and the economic and business circumstances occurring from time to time in the countries and markets in which the Group operates.
- Forward-looking statements are based upon certain material factors that were applied in drawing a conclusion or making a forecast or projection, including assumptions and analyses made by the Group in light of its experience and perception of historical trends, current conditions and expected future developments, as well as other factors that are believed to be appropriate in the circumstances. The material factors and assumptions upon which such forward-looking statements are based include: the stability of the global economy; the stability of local governments and legislative background; the relative stability of interest rates; the equity and debt markets continuing to provide access to capital; the continuing of ongoing operations of the properties underlying the Group’s portfolio of royalties, streams and investments by the owners or operators of such properties in a manner consistent with past practice and/or with production projections, including the on-going financial viability of such operators and operations; no material adverse impact on the underlying operations of the Group’s portfolio of royalties, streams and investments from the global pandemic; the accuracy of public statements and disclosures (including feasibility studies, estimates of reserve, resource, production, grades, mine life and cash cost) made by the owners or operators of such underlying properties; the accuracy of the information provided to the Group by the owners and operators of such underlying properties; contractual terms honoured of the Group’s royalty and stream investments, together with those of the owners and operators of the underlying properties; no material adverse change in the price of the commodities produced from the properties underlying the Group’s portfolio of royalties, streams and investments; no material adverse change in foreign exchange exposure; no adverse development in respect of any significant property in which the Group holds a royalty or other interest, including but not limited to unusual or unexpected geological formations and natural disasters; successful completion of new development projects; planned expansions or additional projects being within the timelines anticipated and at anticipated production levels; and maintenance of mining title.
- Forward-looking statements are provided for the purposes of assisting readers in understanding the Group’s financial position and results of operations as at and for the periods ended on certain dates, and of presenting information about management’s current expectations and plans relating to the future. It is believed that the expectations reflected in this presentation are reasonable but they may be affected by a wide range of variables that could cause actual results to differ materially from those currently anticipated. Readers are cautioned that such forward-looking statements may not be appropriate other than for purposes outlined in this presentation. Forward-looking statements are not guarantees of future performance and involve risks, uncertainties and assumptions, that may be general or specific, which could cause actual results to differ materially from those forecast, anticipated, estimated or intended in the forward-looking statements. Past performance is no guide to future performance and persons needing advice should consult an independent financial adviser. The forward-looking statements made in this presentation relate only to events or information as of the date on which the statements are made and, except as specifically required by applicable laws, listing rules and other regulations, the Group undertakes no obligation to update or revise publicly any forward-looking statements, whether as a result of new information, future events or otherwise, after the date on which the statements are made or to reflect the occurrence of unanticipated events.
- No statement in this communication is intended to be, nor should it be construed as, a profit forecast or a profit estimate and no statement in this presentation should be interpreted to mean that earnings per share for the current or any future financial periods would necessarily match, exceed or be lower than the historical published earnings per share. Forward-looking statements involve estimates and assumptions that are subject to risks, uncertainties and other factors that could cause actual future financial condition, performance and results to differ materially from the plans, goals, expectations and results expressed in the forward-looking statements and other financial and/or statistical data within this presentation. Such risks and uncertainties include, but are not limited to: the failure to realise contemplated benefits from acquisitions and other royalty and stream investments; the effect of any mergers, acquisitions and divestitures on the Group’s operating results and businesses generally; current global financial conditions; royalty, stream and investment portfolio and associated risk; adverse development risk; financial viability and operational effectiveness of owners and operators of the relevant properties underlying the Group’s portfolio of royalties, streams and investments; royalties, streams and investments subject to other rights; and contractual terms not being honoured, together with those risks identified in the ‘Principal Risks and Uncertainties’ section of our most recent Annual Report, which is available on our website. If any such risks actually occur, they could materially adversely affect the Group’s business, financial condition or results of operations. Readers are cautioned that the list of factors noted in the section herein entitled ‘Risk’ is not exhaustive of the factors that may affect the Group’s forward-looking statements. Readers are also cautioned to consider these and the other factors, uncertainties and potential events carefully and not to put undue reliance on forward-looking statements.
- This presentation also contains forward-looking information contained and derived from publicly available information regarding properties and mining operations owned by third parties. This presentation contains information and statements relating to the Kestrel mine that are based on certain estimates and forecasts that have been provided to the Group by Kestrel Coal Pty Ltd (“KCPL”), the accuracy of which KCPL does not warrant and on which readers may not rely.

- Leading future-facing commodities royalty company
- World class royalty portfolio primarily in OECD jurisdictions
- Attractive growth profile
- Proven track record
- Robust sustainability profile

## Illustrative pro-forma revenue exposure to future-facing commodities <sup>(1)</sup>



1. Future-facing commodities classified as Copper, Nickel, Cobalt, Vanadium, Uranium. Publicly disclosed start dates assumed for acquired portfolio. West Musgrave 2024; Santo Domingo 2025; Nifty 2023 (subject to delivery threshold). Research analyst revenue estimates, inclusive of acquired portfolio.

## Our vision

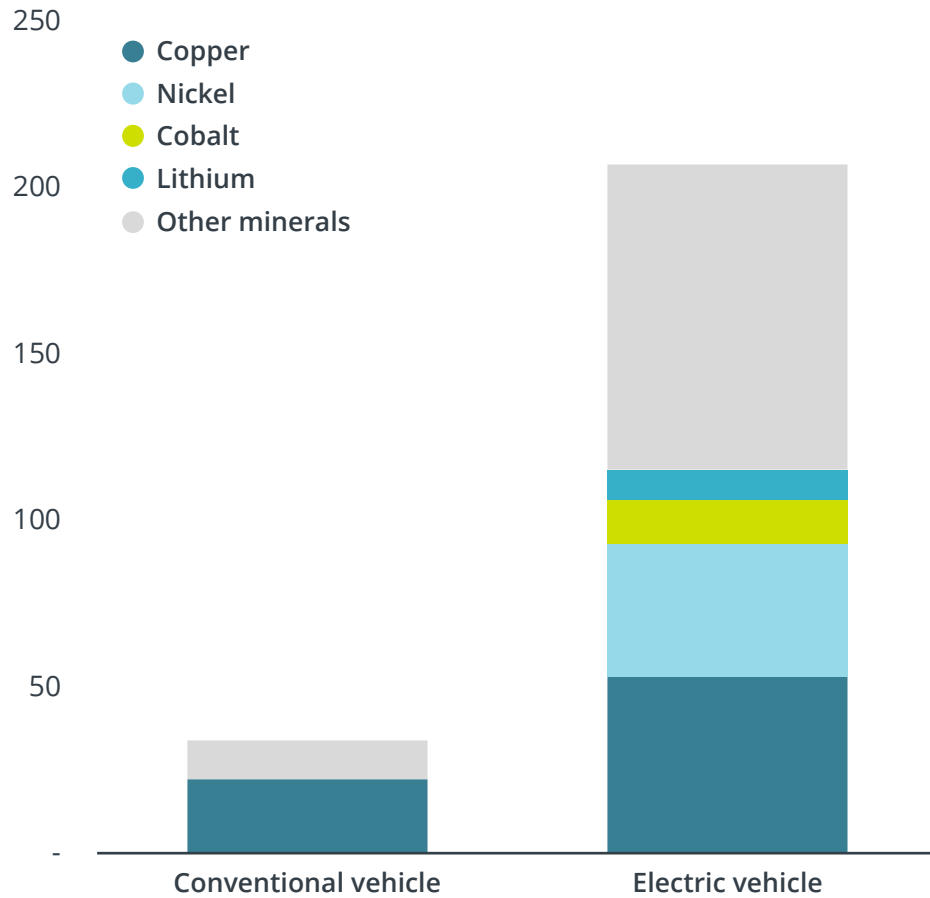
To be globally recognized as the royalty company synonymous with commodities that support a sustainable future by continuing to grow and diversify our royalty portfolio.

## Our strategy

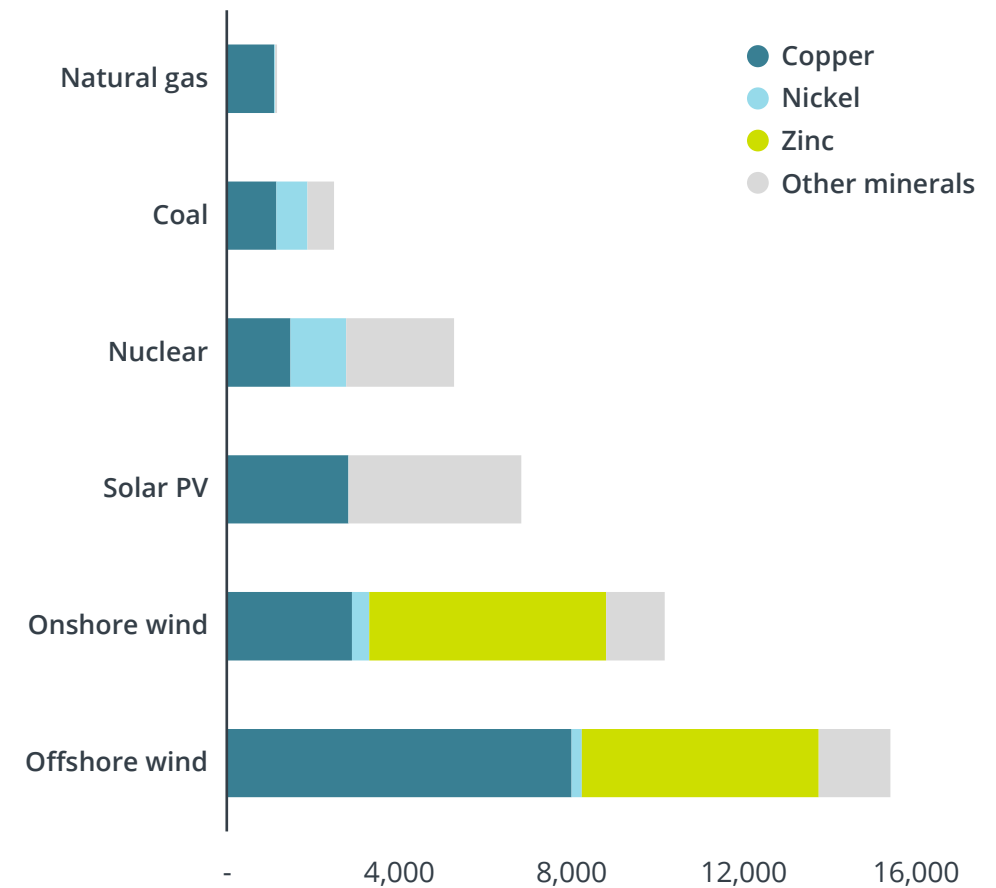
To acquire royalties and streams over low-cost mining operations and projects with strong management teams, located in well-established mining jurisdictions in the commodities required to enable the energy transition or that are produced in a more sustainable way.

# The energy transition will be metal intensive

**Illustrative Metal Intensity (1)**  
(Kg/MW)

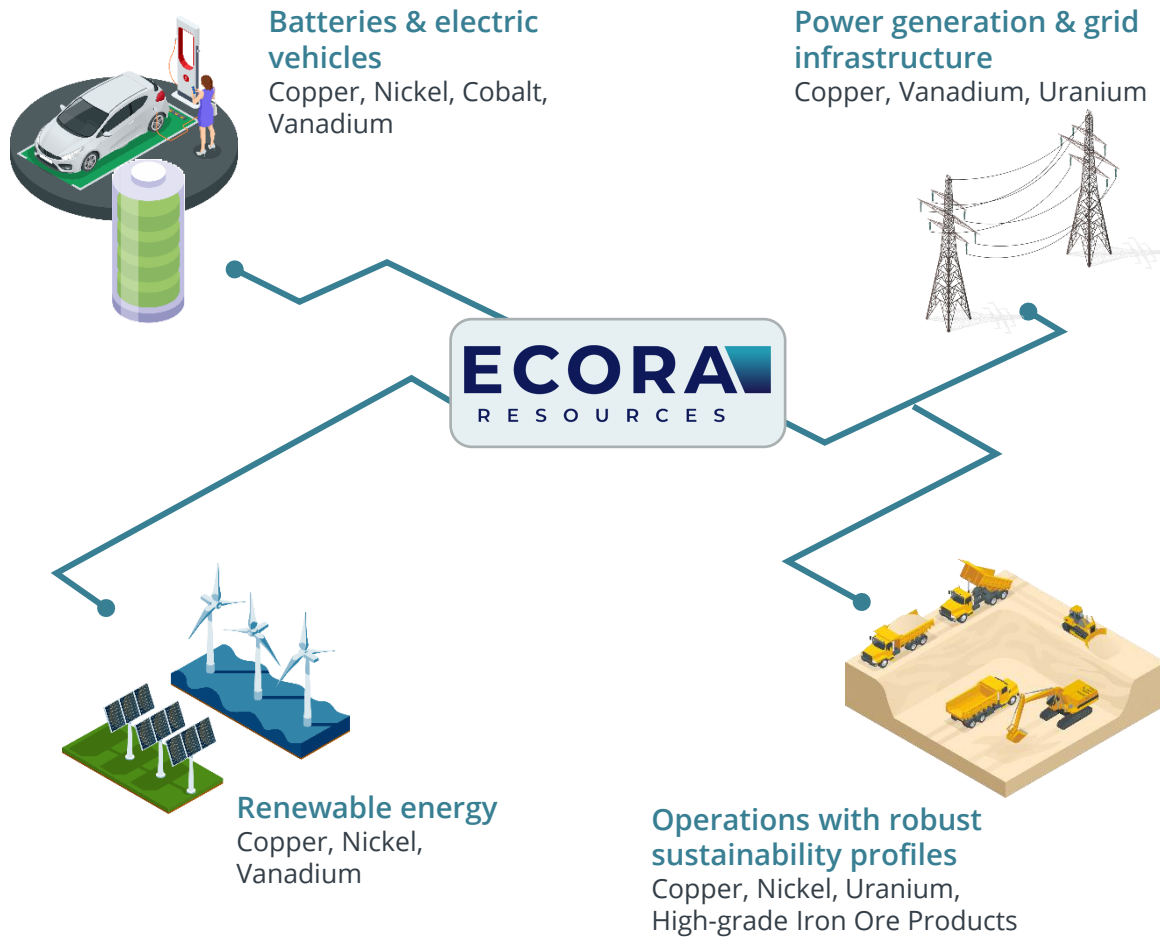


**Clean energy is dependent on mineral extraction (1)**  
(Kg/MW)

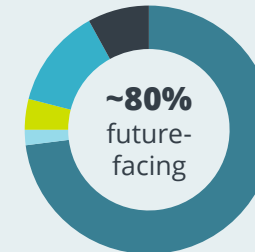


1. IEA.

# Leading future-facing commodity royalty company

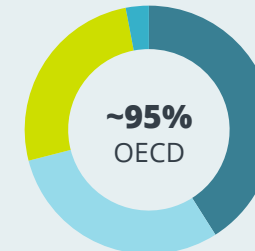


## Commodity exposure (1)



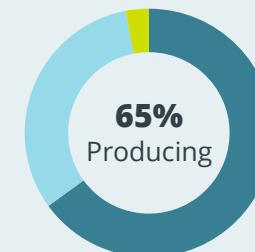
- 73% Base Metals
- 2% Vanadium
- 4% Uranium
- 13% Coking Coal
- 8% Other

## Geographic exposure (1)



- 41% North America
- 30% South America
- 26% Australia
- 3% Other

## Stage of development (1)



- 65% Producing
- 32% Development
- 3% Early Stage

1. Illustrative pro-forma breakdown by assets based on book value of Ecora's royalty related assets as at 30 June 2022, net of deferred tax where applicable, adjusted for US\$185m South32 portfolio acquisition cost.

# Diversified portfolio of producing royalties

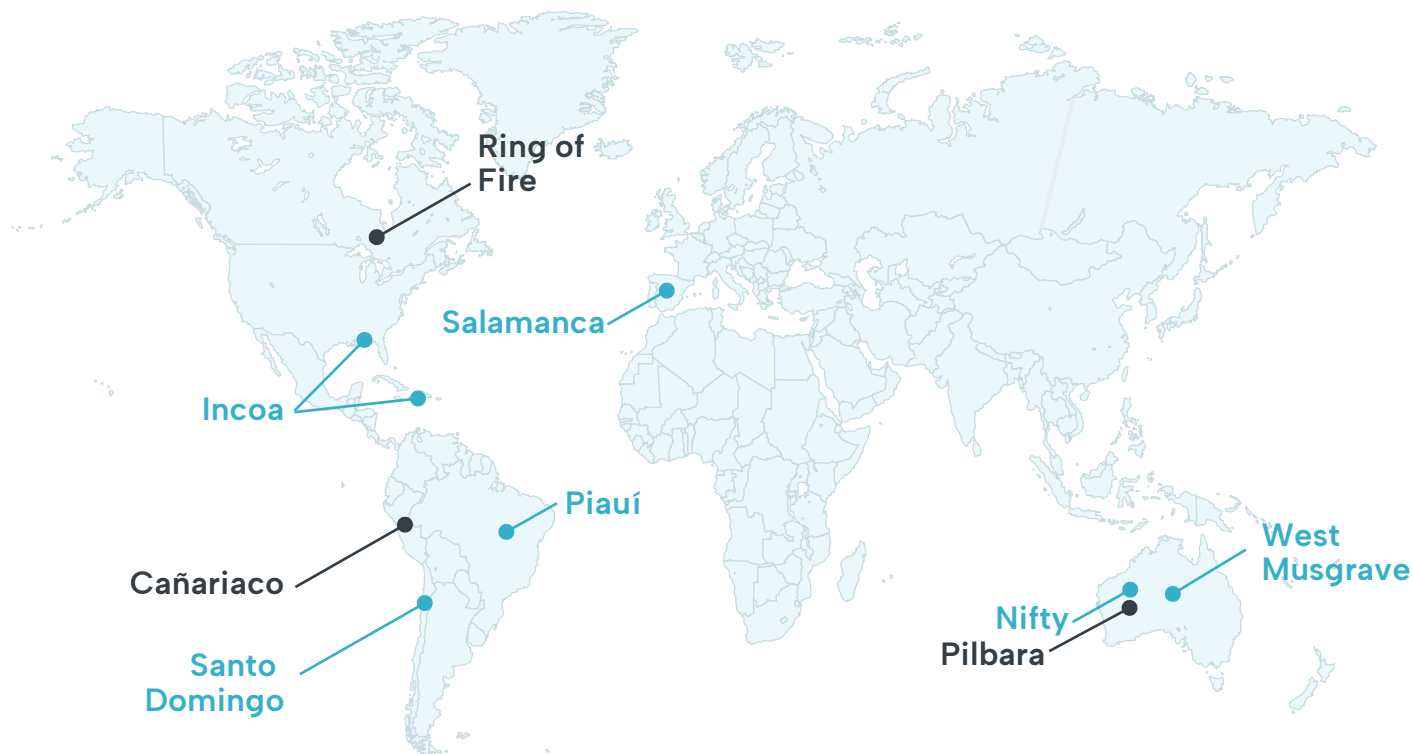


## Producing

Asset / Commodity <sup>(1)</sup>	Voisey's Bay Cobalt	Mantos Blancos Copper	IOC Iron Ore	Maracás Menchen Vanadium	McClean Lake Mill Uranium	Kestrel Coking Coal	EVBC Gold	Four Mile Uranium	Carlota Copper
Operator	VALE	CAPSTONE COPPER	RioTinto	LARGO	Denison Cameco	adaro EMRCapital	ORVANA MINERALS CORP	QUASAR	KGHM
Royalty / stream	22.82% Co stream	1.525% NSR	7% GRR (indirect)	2% NSR	22.5% of Toll Milling	7 – 40% GRR	2.5 – 3% NSR	1% NSR	5% NSR
Mine Life	2035	2038	2045	2041	2037	2026	2026	2029	2024

1. See endnotes.

# Supported by a strong growth pipeline



## Development

## Early Stage

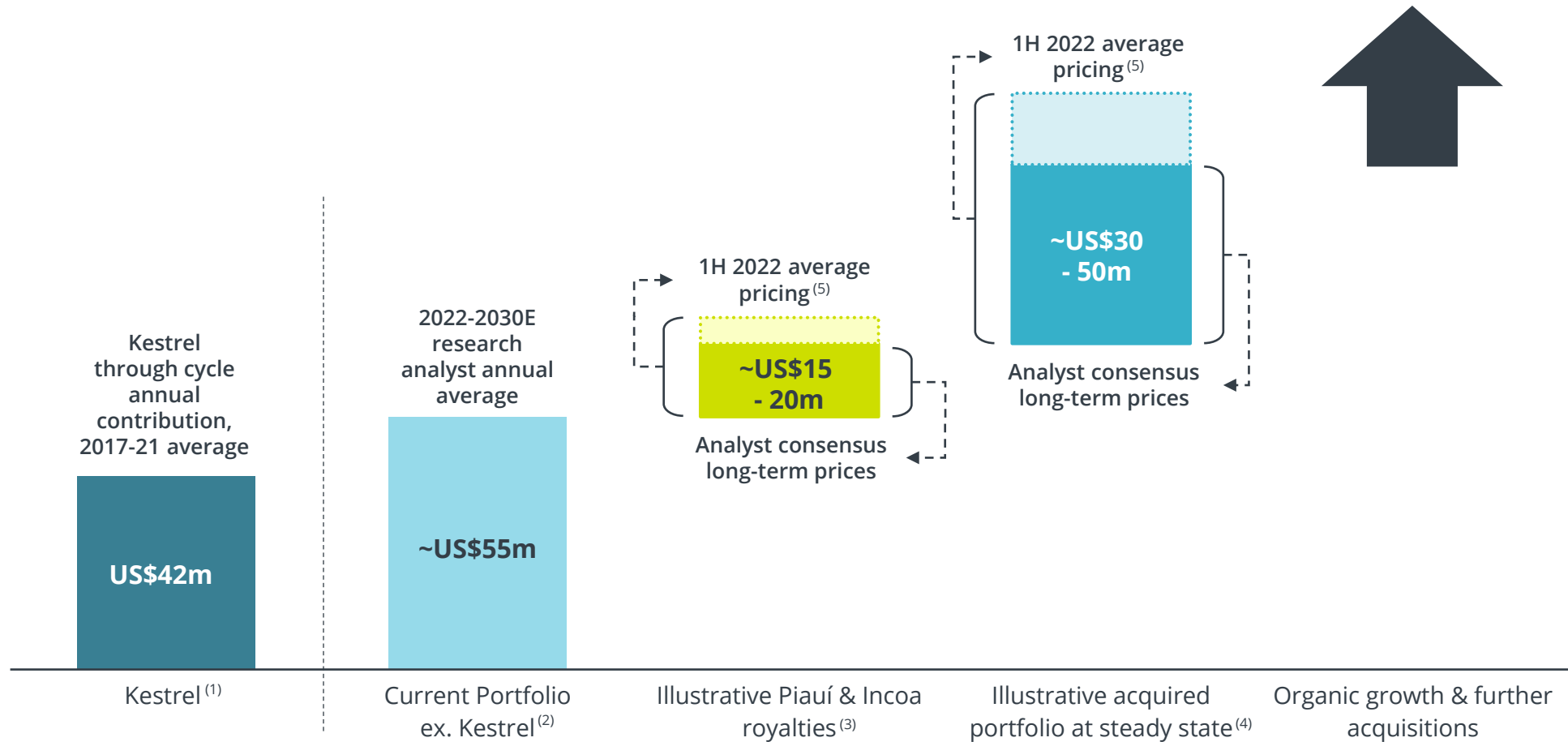
	West Musgrave Nickel & Copper	Santo Domingo Copper & Cobalt	Piauí Nickel & Cobalt	Incoa Calcium Carbonate	Nifty Copper	Salamanca Uranium	Pilbara Iron Ore	Cañariaco Copper & Gold	Ring of Fire Chromite
Asset / Commodity <sup>(1)</sup>	West Musgrave Nickel & Copper	Santo Domingo Copper & Cobalt	Piauí Nickel & Cobalt	Incoa Calcium Carbonate	Nifty Copper	Salamanca Uranium	Pilbara Iron Ore	Cañariaco Copper & Gold	Ring of Fire Chromite
Operator									
Royalty / stream <sup>(1)</sup>	2% NSR	2% NSR	1.25% GRR	~1.23% GRR	1.5% NSR	1% NSR	1.5% GRR	0.5% NSR	1% NSR

1. See endnotes.



# Positioned for growth

Path to annual revenue greater than US\$100m primarily derived from future-facing commodities



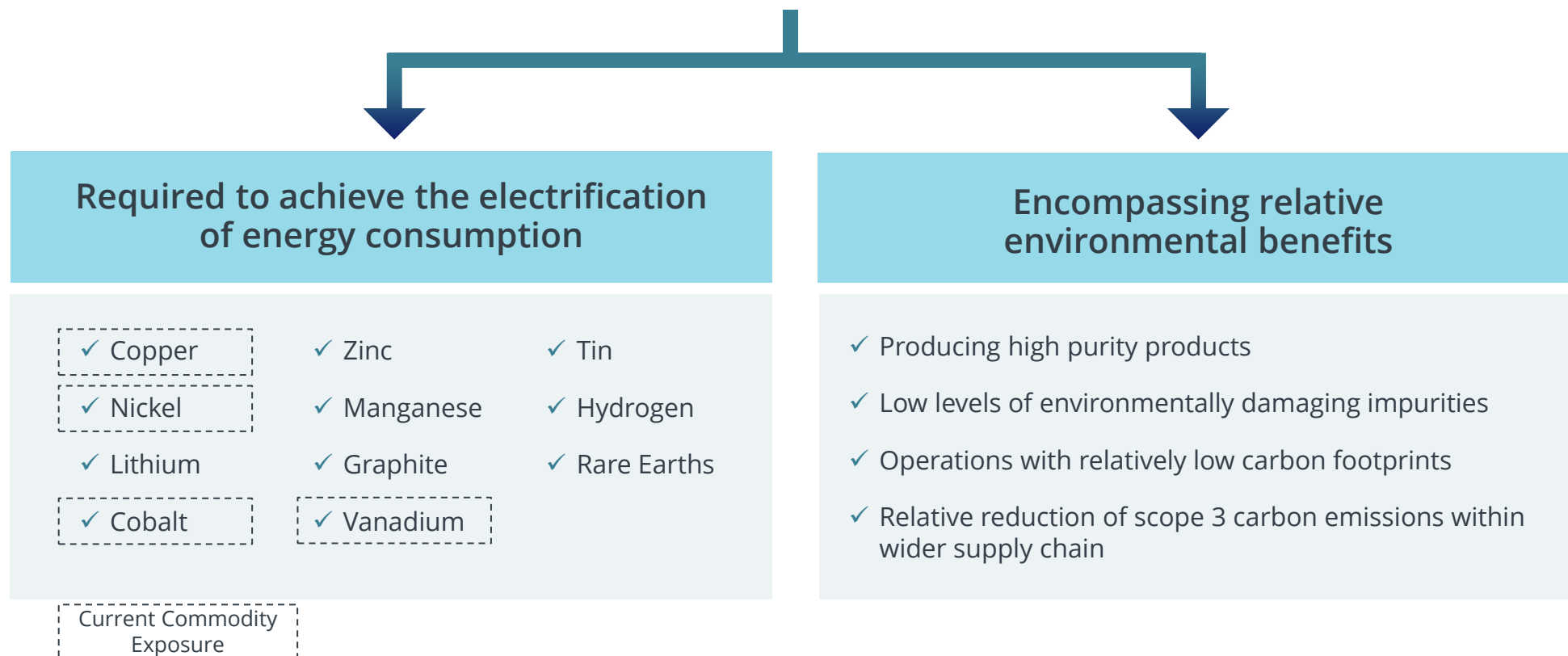
1. Kestrel based on historical average annual royalty contribution during the period FY2017-2021.  
 2. Current portfolio ex. Kestrel illustrative annual contribution during the period 2022-2030 based on Bank of America, Berenberg, Peel Hunt, RBC and Scotiabank research analyst consensus.  
 3. Assumes funding, subject to the satisfaction of a number of conditions.

4. Illustrative royalty contribution from acquired portfolio assumes long-term research analyst consensus commodity price forecasts (nickel US\$8.00/lb; copper US\$3.45/lb), at steady state production.  
 5. Illustrative royalty contribution from acquired portfolio and Piauí assuming average 1H 2022 commodity price forecasts as per Bloomberg (nickel US\$12.53/lb; copper US\$4.42/lb), at steady state production.

Ecora has demonstrated a disciplined approach to royalty acquisitions

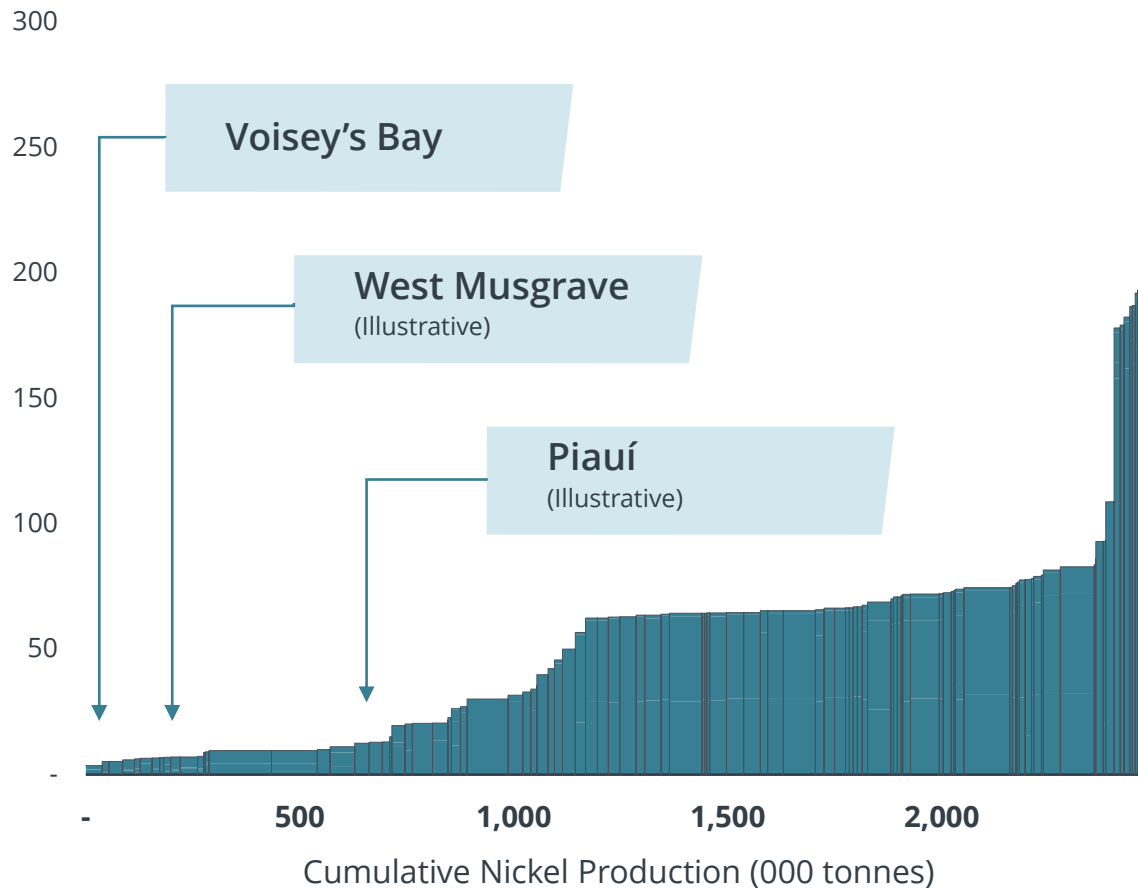
<b>Low Cost Profile</b>	Well positioned on industry cost curves
<b>Geography</b>	Established mining jurisdictions
<b>Returns</b>	Achieves defined IRR targets appropriate for risk profile
<b>Commodity</b>	Commodities required for sustainable future & attractive entry points
<b>Sustainability Profile</b>	Complies with Ecora's ESG risk assessment criteria

## Mining operations & commodities that support a sustainable future



# Exposure to assets and commodity products which provide relative environmental benefits

## Total nickel industry carbon emissions <sup>(1)</sup> (tonne CO<sub>2</sub> equivalent per tonne of saleable nickel, 2022)

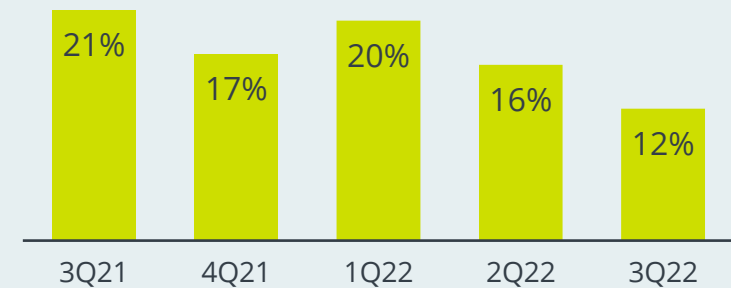


## Environmental benefit of iron ore pellets <sup>(2)</sup> (tonne CO<sub>2</sub>E per tonne steel)

Up to ~40% reduction in steel production scope 3 carbon footprint



## Premiums paid for high grade iron ore <sup>(3)</sup> (65% vs 62% premium, CFR China)



1. Skarn Associates.

2. Data based on EU average blast furnace CO<sub>2</sub> emissions for Scope 3 only and includes sinter plant emissions but does not include emissions from the pelletising plant or coke plant.

3. Platts, CFR China.

## Summary ESG due diligence framework

### Environmental

- Energy supply / use
- Energy management/emissions reduction plans
- Carbon emissions & relative carbon intensity
- Water consumption & management
- Mine closure & rehabilitation plans
- Impact on biodiversity and protected areas including national Parks, areas of cultural importance and/or World Heritage Sites
- Air, noise, soil pollution
- Tailings management
- Hazardous materials

### Social

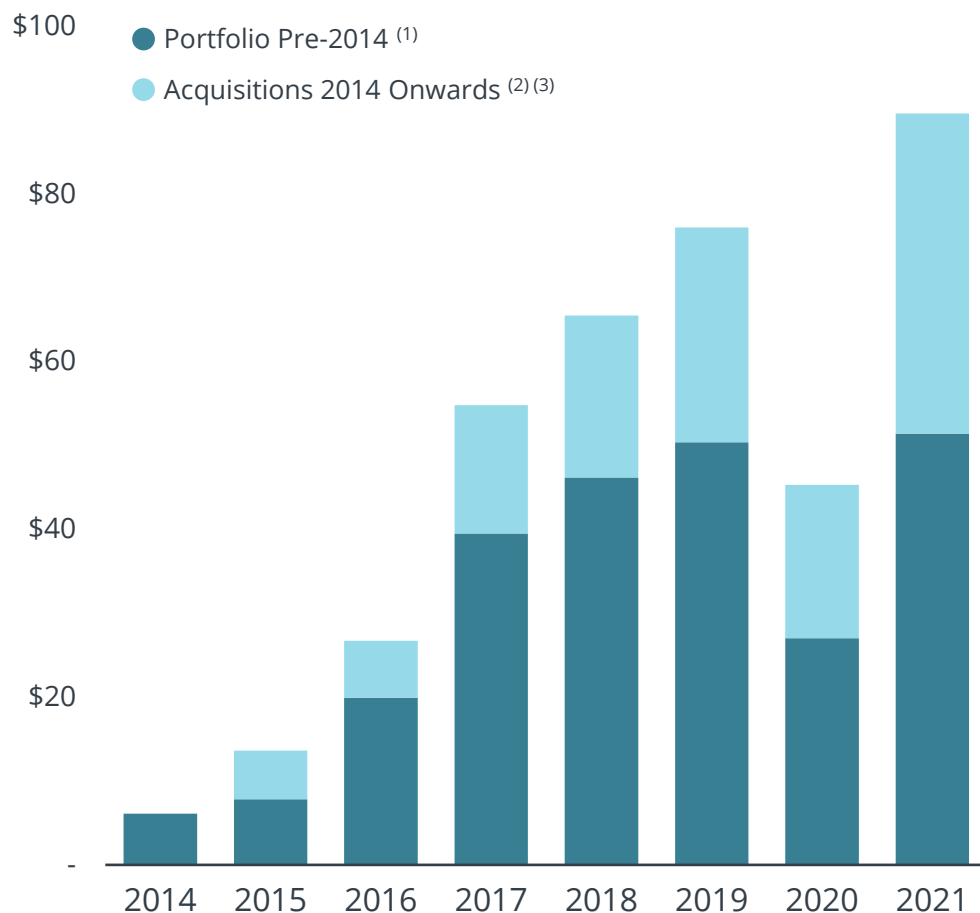
- Host country labour practices
- Rights of indigenous peoples
- Community relations & stakeholder support
- Health and safety
- Existence of small scale mining in the project's area
- Workforce health & safety
- Labour rights
- Occupational health and safety
- Direct host community employment
- Local procurement programmes

### Governance

- Purpose, values, culture and capabilities
- Business ethics, integrity & transparency
- Commitment to external frameworks and reporting standards
- ESG leadership and accountability at senior management levels
- Diversity and inclusion

## Acquisitions have delivered income growth and attractive returns

### Portfolio contribution (US\$m)



### Capital Allocation Track Record

	Acquisition Price (4)	Consensus NAV	Cumulative Income	Cum. Income & Cons. NAV as % of Acq. Price
<b>Maracás Menchen</b> (Jun-14)	\$25	\$46	\$22	<b>272%</b>
<b>McClellan Lake / Cigar Lake</b> (Feb-17)	\$33	\$25	\$25	<b>152%</b>
<b>LIORC</b> (Aug-18 – Feb-20) (5)	C\$25	C\$31	C\$16	<b>190%</b>
<b>Mantos Blancos</b> (Sept-19)	\$50	\$45	\$14	<b>118%</b>
<b>Voisey's Bay</b> (Mar-21)	\$205	\$200	\$31	<b>112%</b>

1. Includes Kestrel, EVBC, Four Mile and Jogjakarta royalties.

2. Includes Narrabri royalty, Maracás Menchen royalty, Mantos Blancos royalty, Denison/McClellan Lake financing, LIORC stake and Voisey's Bay.

3. Denison / McClellan Lake 2017 royalty related income includes £1.7M of toll milling revenue to Denison during H2 2016 and received by the Group in February 2017 at transaction close.

4. Excluding transaction costs.

5. LIORC market price of C\$30.50 per share as of 04 October 2022. Ecora ~1.03 million LIORC shares as of October 2022, cumulative income inclusive of Q2 2022 dividend of C\$0.90 per share.

Strong financial position with a focus on reducing debt, growth and shareholder returns

## Balance sheet strength

- Deployed ~\$400m in past sixteen months
- Net debt ~\$50m at end July post South32 transaction

## Funding for further acquisitions

- Strong banking relationships
- ~\$180m of liquidity for future growth

## Quarterly dividends

- Dividend policy remains unchanged for 2022 with a quarterly dividend of 1.75p
- Q4 2022 dividend to be determined in light of trading & near-term growth outlook
- Dividend to be rebased to US\$ in line with reporting currency

## Other shareholder returns

- Dependent on business performance and royalty and stream acquisition during the year and outlook

US\$200 million RCF <sup>(1)</sup>



1. Inclusive of \$50m accordion facility which can be drawn subject to lender consent.

Attractive commodity &  
sustainability profile

Derisked exposure  
to the mining sector

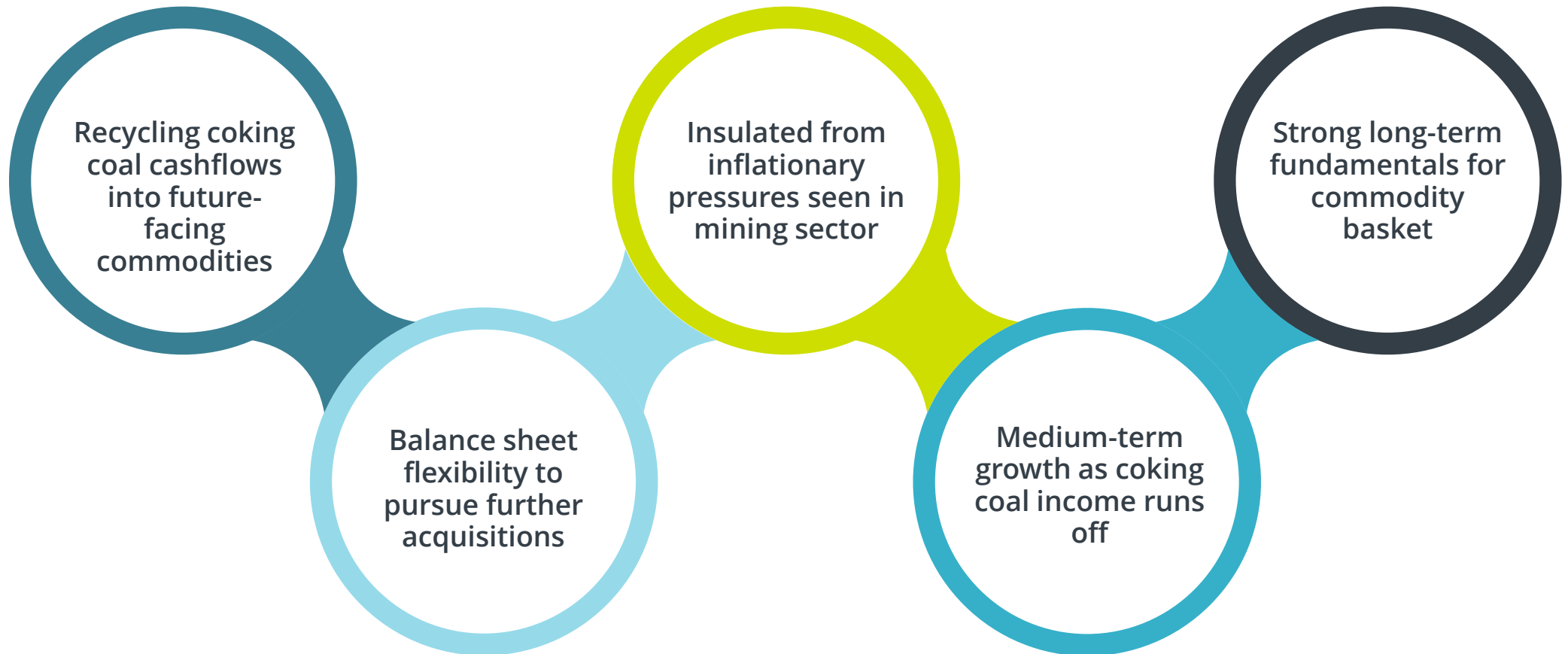
Attractive medium-term  
growth profile

Strong balance sheet  
to fund accretive growth

Well covered dividend  
into the future


Management team  
with proven track record





# Appendix

- Largest LSE listed non-precious focused royalty and streaming company
- Focused on commodities which support a sustainable future
- Listed on the London Stock Exchange and TSX (ECOR)
- Track record of delivering value accretive growth



**Capabilities**

- ✓ Experienced management team and independent Board
- ✓ Track record of royalty investing
- ✓ Capital markets and dedicated IR team



**Global Assets**


18

assets


9 producing royalties


6 development stage


3 early stage





**Commodities**


  
Copper


  
Nickel


  
Iron ore

  
Gold

  
Cobalt

  
Vanadium

  
Steel-making coal

  
Uranium



**Counterparties**

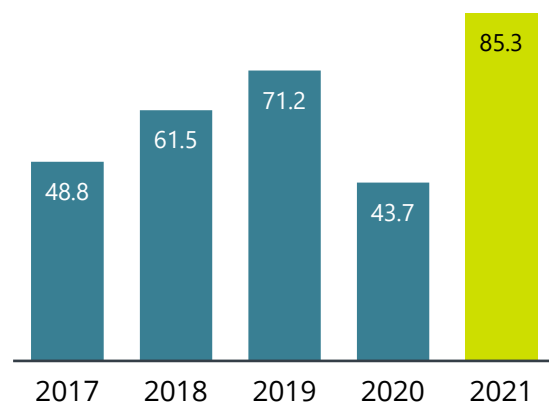


# H1 2022 portfolio contribution

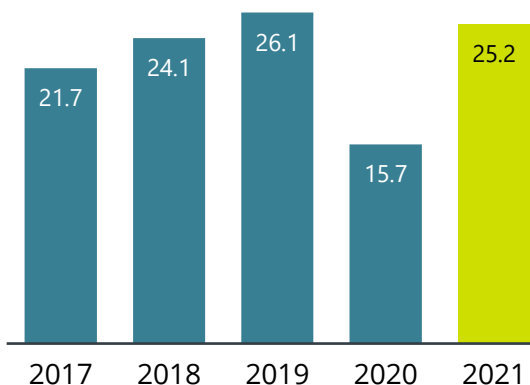
Figures in US\$m	H1 2022	% Change	H1 2021	FY 2021
Kestrel	70.9	638%	9.6	48.1
Voisey's Bay	13.9	348%	3.1	16.5
Mantos Blancos	3.1	11%	2.8	5.7
Maracás Menchen	2.0	43%	1.4	3.3
Narrabri	n/a	n/a	1.1	3.4
Four Mile	0.8	700%	0.1	0.3
<b>Royalty and stream income</b>	<b>90.7</b>	<b>401%</b>	<b>18.1</b>	<b>77.3</b>
Dividends – LIORC & Flowstream	1.3	(55%)	2.9	5.6
Interest – McClean Lake	1.2	-	1.2	2.4
<b>Royalty related revenue</b>	<b>93.2</b>	<b>319%</b>	<b>22.2</b>	<b>85.3</b>
EVBC (1)	1.3	(19%)	1.6	3.0
Principal repayment – McClean Lake (2)	1.5	n/a	-	1.3
Metal streams cost of sales	(3.2)		(0.8)	(4.0)
<b>Total portfolio contribution</b>	<b>92.8</b>	<b>303%</b>	<b>23.0</b>	<b>85.6</b>

1. Following the application of IFRS 9, the royalties received from EVBC are reflected in the fair value movement of the underlying royalty rather than recorded as royalty income.

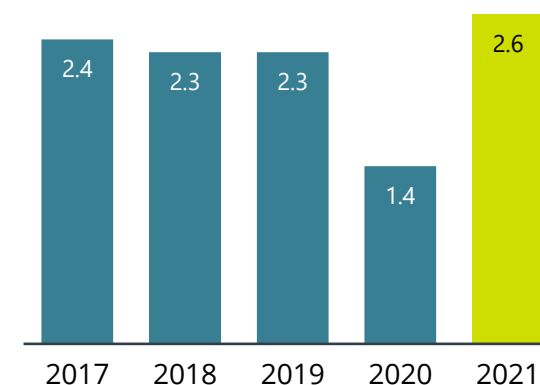
**Royalty related revenue**  
(\$m)



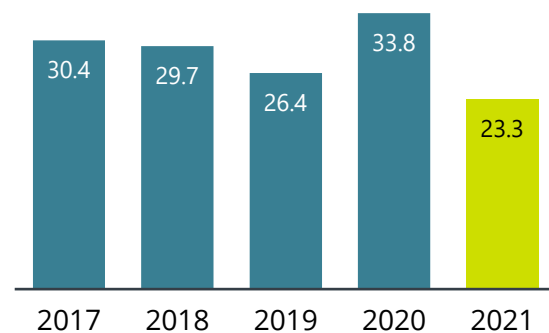
**Adjusted earnings per share**  
(\$¢)



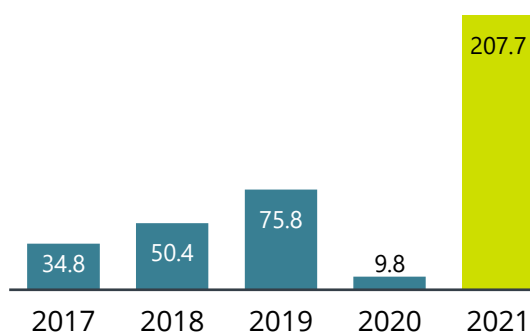
**Dividend cover**  
(x)



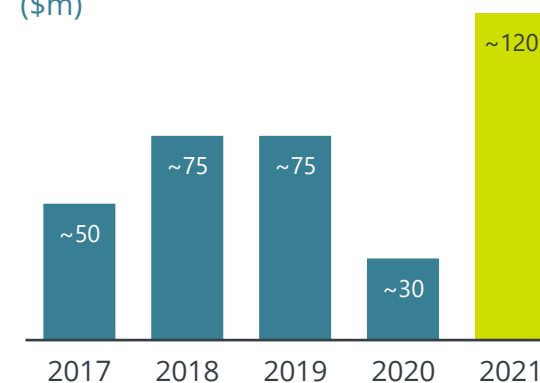
**FCF per share**  
(\$¢)



**Royalty assets acquired**  
(\$m)



**Liquidity position**  
(\$m)



# Upcoming catalysts in the portfolio

**Voisey's Bay** – Ramp up to steady state underground production rate by 2025

**Mantos Blancos** – Phase 2 mill expansion from 7.3Mtpa to 10Mtpa PFS expected Q4 2022

**Kestrel** – Updated Queensland royalty regime

**LIORC** – Growing demand for high grade iron ore pellets given the steel industry focus on scope 3 emission reduction

**Maracás Menchen** – Production of ilmenite by-products expected 2023

**EVBC** – Annual exploration drive to roll forward 5-year mine life

**Piauí** – Pilot plant in operation, with Definitive Feasibility Study for large scale plant due 2022

**Incoa** – Ramp up underway, US\$20m funding expected in 2023

**West Musgrave** – Positive FID in Sept 2022, due to move to construction shortly

**Santo Domingo** – District integration plan targeted H2 2022





**Cañariaco** – Study & drilling continues

- Producing
- Construction
- Study phase

# Acquisition of royalty portfolio from South32

## Highlights

- West Musgrave and Santo Domingo:
  - High-quality, long-life, near-term production assets
  - Increased copper, nickel and cobalt exposure
  - Well regarded operators in established jurisdictions
  - Robust sustainability profiles
  - Exploration & expansion opportunities
- Four royalties acquired for consideration of:
  - US\$185m fixed
  - Up to US\$15m contingent
- Long-term broker consensus forecasts of US\$3.45/lb copper and US\$8.00/lb nickel at time of transaction
  - Well below prior 12-month commodity price levels

	West Musgrave (Australia)	Santo Domingo (Chile)	Nifty (Australia)	Carlota (USA)
Operator				
Commodities	Nickel & Copper	Copper & Cobalt	Copper	Copper
Stage	Construction – Fully permitted	Feasibility – Fully Permitted	Re-start	Production
Start-date (Company guidance)	2025	~2025 (2 – 4 year guidance)	2H 2023	N/A
Life-of-mine	24 years	18 years	~6 years (Potential for >20 years)	End of 2024
Royalty Rate	2.0% NSR	2.0% NSR	1.5% Realised Value	5.0% NSR
Royalty Contribution (Illustrative per annum) <sup>(1)</sup>	US\$10 – 15m	US\$20 – 35m	US\$1 – 3m	~US\$0.3m

1. Average contribution per annum calculated at long term consensus pricing. West Musgrave: At steady state production; Ecora to receive a A\$10m payment 12 months after first production, exclusive of GST, indexed at 100% of CPI (agreement signed May 2014). Santo Domingo: First full 5-years of production only – Ecora royalty entitlement covers production during first 6-7 years of full operation before returning in ~year 14. Nifty: Royalty payable once 800kt copper has been delivered. ~715kt delivered to date.

# West Musgrave is a high quality nickel & copper project in Western Australia

## West Musgrave royalty overview <sup>(1)</sup>

- Large-scale nickel sulphide & copper development project
- Established counterparty in OZ Minerals with proven track record of operating and developing mines
- Company targeting first production in 2025 following positive final investment decision in September 2022
  - 24-year mine life with further extension potential
- Royalty entitlement applicable to Nebo-Babel and Succoth deposits
- A\$10 million royalty payment due to be received by Ecora within 12 months of first production <sup>(2)</sup>



Final investment decision obtained in September 2022



Progressing study on the viability of producing MHP, product is a key battery raw material



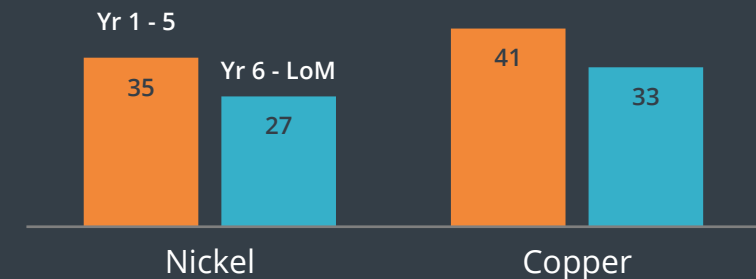
Updated mineral resource for Succoth copper deposit expected in 2H 2023

## Location



## Annual production

(in 000s tonnes per annum)




1. OZ Minerals ASX release; "Green Light for West Musgrave Project", dated 23 Sept 2022.

2. Ecora is due to receive a A\$10m payment 12 months after first production, exclusive of GST, indexed at 100% of CPI (agreement signed May 2014).



## Santo Domingo royalty overview <sup>(1)</sup>

- 100% owned by Capstone Copper, a leading copper producer operating in the Americas
  - Formed following the merger between Capstone Mining & Mantos Copper, completed in early 2022
  - Merger has the potential to unlock synergies between Santo Domingo and Mantoverde (~35km away). District Integration Plan targeted 2H 2022
- Fully permitted copper-iron-gold project with potential to produce significant volumes of battery-grade cobalt sulphate
  - 18-year mine life with extension potential
  - Annual cobalt production of 10.4Mlbs, reduces C1 costs over the LOM to (US\$1.56/lb) on a Cu eq, by-product basis
  - Potential to be the 7th largest cobalt producer in the world, and 2nd largest outside the Democratic Republic of Congo <sup>(3)</sup>
  - Advancing cobalt PFS, due to include a first reserve estimate
- Company targeting first production as early as in 2-4 years



**Ecora royalty area covers initial 6-7 years of production, where high copper grades exist**

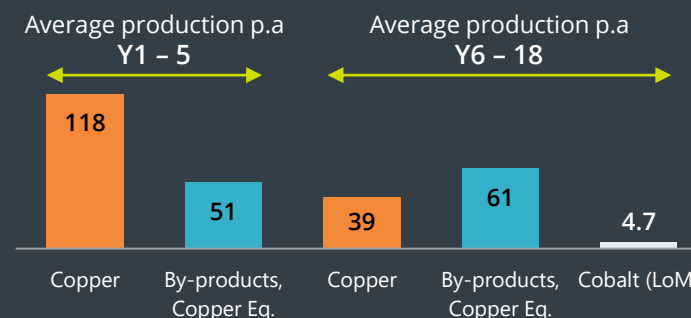
**Mining will then move north, away from Ecora's royalty area before returning in year ~14**

## Location



## Life-of-mine production <sup>(2)</sup>

(in 000s tonnes per annum)



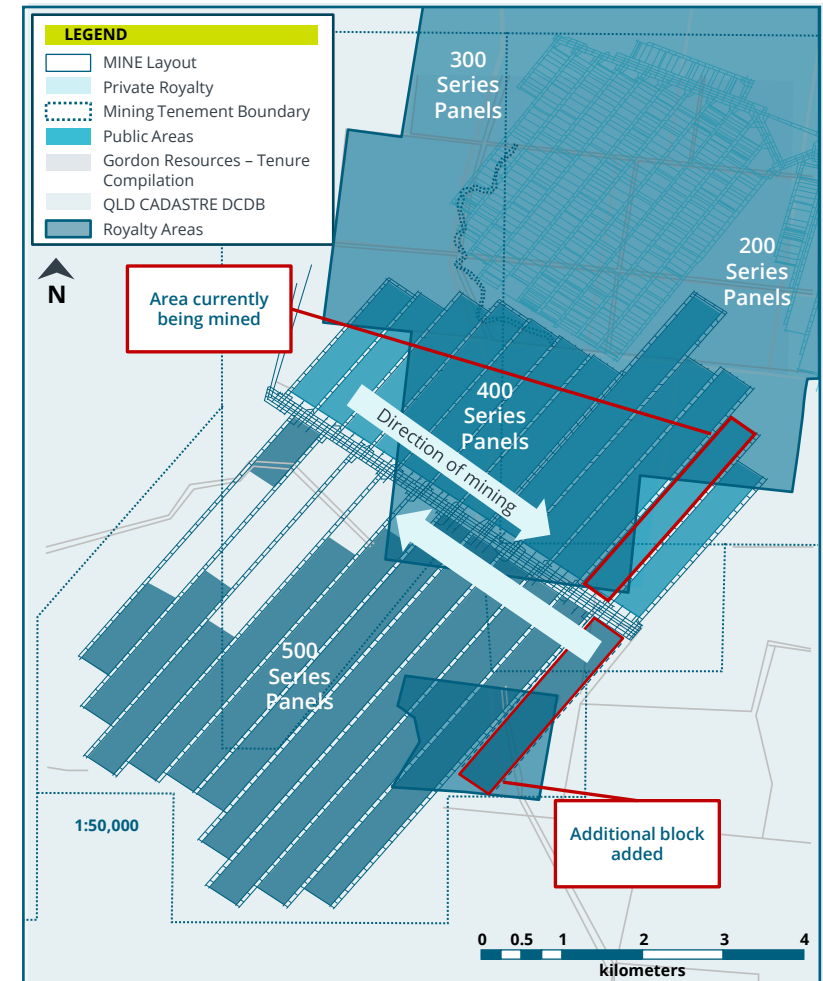
1. Santo Domingo National Instrument 43-101 Technical Report, March 2020 (effective date 19 Feb 2020).

2. Copper equivalent calculated at the following long-term analyst consensus prices: Copper \$3.45/lb; Gold \$1,450/oz; 65% iron ore \$102/t. First 5 years average production: Copper 118ktpa; Gold 39kozpa; 65% iron ore 3.3Mtpa. Years 6-18 average production: Copper 39ktpa; Gold 10kozpa; 65% iron ore 4.5Mtpa. Assumes 2020 cobalt PEA case.

3. Canaccord Genuity Equity Research, Capstone Copper Corp. dated 22 June 2022.

## Kestrel overview (1) (2)

- The Kestrel mine is operated by a private joint venture between EMR Capital (42%), PT Adaro Energy (38%) and Mitsui (20%)
- 2022 guided saleable coal production of ~7.0 Mt
  - H1 2022 volumes within the Group's land were 2.9Mt; full year forecast ~5.0Mt
  - Mining for the remainder of 2022 will move in and out of the Group's royalty area, however the increased royalty rate will partly offset the lower production volumes
- On 21 June 2022, the Queensland Government introduced three additional royalty tiers, which came into force 1 July 2022
  - The higher royalty tiers are expected to apply to the royalty the Group currently receives
  - Consensus forecast coking coal price for the remainder of 2022 is ~US\$300/t<sup>(3)</sup>, which would see the Group benefit from the higher royalty ratchets



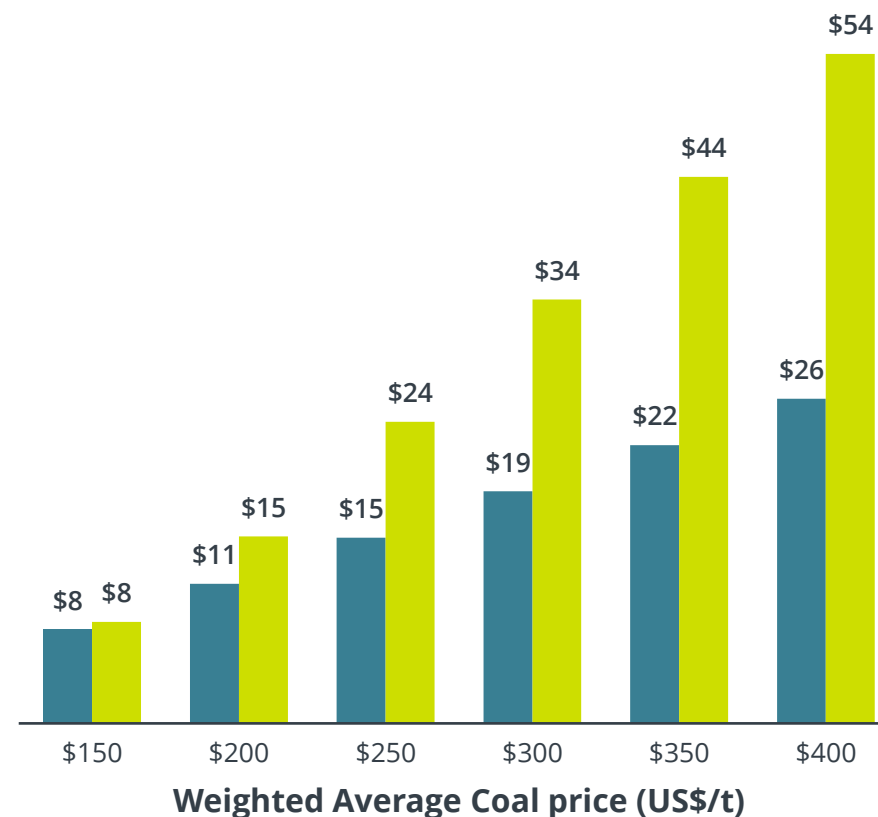
1. Ecora owns an effective 50% right to a coal royalty on coal produced within the royalty area at the Kestrel mine.  
 2. See Ecora press release titled "Significant Increase to Coal Royalty Rate in Queensland, Australia" dated 21 June 2022.  
 3. Consensus Economics as at 04 October 2022.

## Queensland royalty rate <sup>(1)</sup>

Coal Price (A\$ per tonne)	Previous royalty rate	Revised royalty rate (from 1 July 2022)
<\$100	7%	7%
>\$100 and up to \$150	12.5%	12.5%
>\$150 and up to \$175	15%	15%
>\$175 and up to \$225	15%	20%
>\$225 and up to \$300	15%	30%
>\$300	15%	40%

## Illustrative royalty uplift (per tonne basis) <sup>(2)</sup>

- Previous royalty regime
- Royalty regime effective from 1 July 2022



1. See Ecora press release titled "Significant Increase to Coal Royalty Rate in Queensland, Australia" dated 21 June 2022.

2. Ecora owns an effective 50% right to a coal royalty on coal produced within the royalty area at the Kestrel mine. Scenarios shown on a US\$/t basis, using an AUD:USD exchange rate of 0.71.

A **royalty** is an agreement which provides, in exchange for an upfront payment made to the mining company, the right to receive a proportion of the revenue from a mining operation once in production without the capex or opex risk

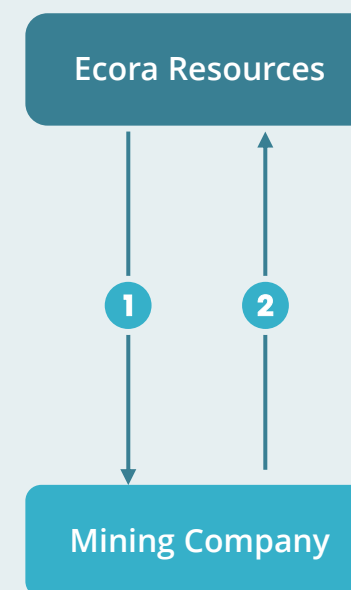
## Upfront payment 1

- Ecora Resources makes upfront payment
- Major factors impacting size of upfront payment:
  - Expected size of revenue subject to royalty
  - Percent of revenue
  - Years of operation

## Periodic Royalty payments 2

- Period payment calculated as:
  - Revenue generated, less any deductions, multiplied by royalty percentage

## Illustrative transaction structure



e.g. Mantos Blancos,  
West Musgrave, Santo Domingo

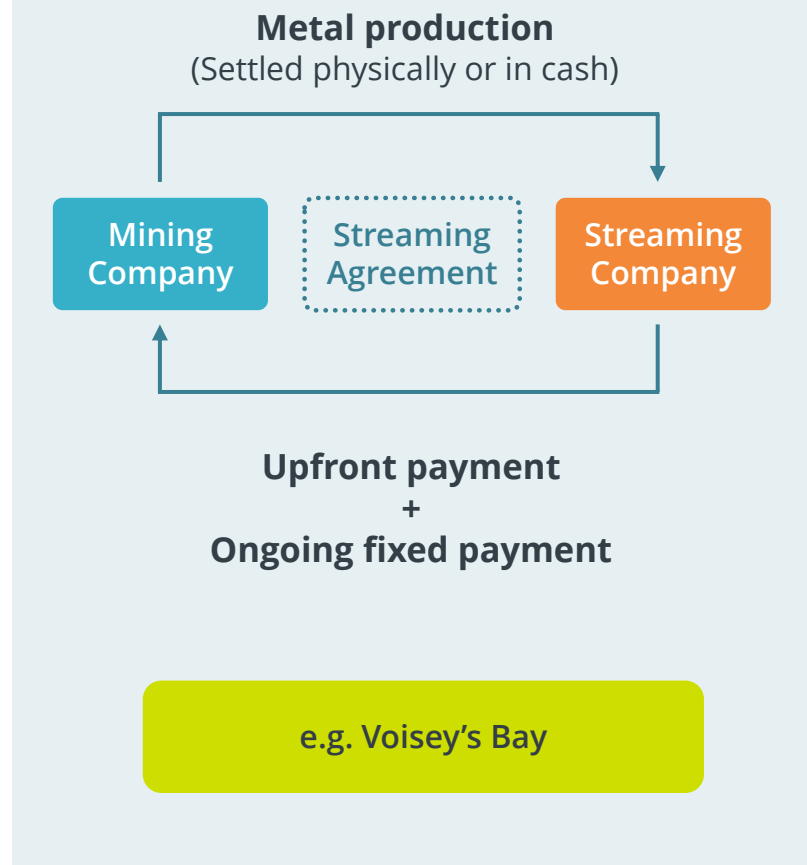
## Step 1

- Miner sells right to future metal production to streamer
- The sale is typically for a percentage of production

## Step 2

- Consideration received by miner includes:
  - Upfront payment
  - Ongoing payment per unit delivered
  - Ongoing payment upon delivery is typically a percentage of the spot price (~20-40% is common)
- Can also be structured as a fixed payment with potential inflation adjustment

## Illustrative transaction structure



## Advantages for Ecora

<b>Investment proposition</b>	<ul style="list-style-type: none"> <li>• Limited exposure to cost base with cash flows linked to production levels or revenues</li> <li>• High margin, scalable business with minimum management time required for existing portfolio</li> <li>• Counter cyclical capital deployment as primary royalty and stream opportunities often arise in low commodity price environments</li> <li>• Long term investment horizon covering multiple commodity cycles</li> </ul>
<b>Material upside potential</b>	<ul style="list-style-type: none"> <li>• Mine life extensions</li> <li>• Production upside</li> <li>• Opportunity to acquire secondary or existing royalties at good pricing</li> </ul>

## Advantages for project operator

<b>Advantages vs. debt financing</b>	<ul style="list-style-type: none"> <li>• No maturity date when principal must be repaid or refinanced</li> <li>• No interest expense with royalty payments linked to revenues; ongoing payments to operator under streams</li> <li>• Often simpler to execute than a debt offering</li> <li>• Long term investment horizon covering multiple commodity cycles</li> </ul>
<b>Advantages vs. Equity financing</b>	<ul style="list-style-type: none"> <li>• Avoids equity dilution and dividend payments on equity</li> <li>• Bi-laterally negotiated and not dependent on the state of public capital markets</li> </ul>
<b>Ecora as partner to the project operator</b>	<ul style="list-style-type: none"> <li>• Full alignment of interests between Ecora and natural resource company</li> <li>• Royalties and streams are generally structured to be asset specific, often leaving the remaining assets of the developer fully unencumbered for raising additional financing</li> </ul>

## Top Shareholders (as at 30 September 2022) <sup>(1)</sup>

South32	16.9%
Schroder Investment Management	10.9%
Aberforth Partners	7.4%
Canaccord Genuity Wealth Management	4.7%
AXA Framlington	4.2%

## Shareholders Information (as at 30 September 2022)

Issued share capital	257,856,157
Market cap	£405 million
Tickers	LSE: ECOR TSX: ECOR

## Analyst coverage

Bank of America (London)  Cameron Needham

Berenberg (London)  Richard Hatch

Peel Hunt (London)  Tim Huff

RBC (London)  Tyler Broda

Scotia Bank (Toronto)  Dan Sampieri

## IR Contact

**Geoff Callow**, Head of IR  
+44 20 3435 7401

[ir@ecora-resources.com](mailto:ir@ecora-resources.com)

[www.ecora-resources.com](http://www.ecora-resources.com)

1. As per TR-1 notifications

## *Third party information*

As a royalty and streaming Company, the Group often has limited, if any, access to non-public scientific and technical information in respect of the properties underlying its portfolio of royalties, or such information is subject to confidentiality provisions. As such, in preparing this announcement, the Group has largely relied upon the public disclosures of the owners and operators of the properties underlying its portfolio of royalties investments, as available at the date of this announcement. Accordingly, no representation or warranty, express or implied, is made and no reliance should be placed, on the fairness, accuracy, correctness, completeness or reliability of that data, and such data involves risks and uncertainties and is subject to change based on various factors.

- i. Voisey's Bay stream entitlement of 22.82% of cobalt production until 7.6kt of finished cobalt is delivered, 11.41% thereafter; represents 70% share of the original stream agreement between Vale and Cobalt27. Fixed Cobalt payability of 93.3%. Ongoing payment of 18% of cobalt reference prices until upfront amount of US\$300m based on 100% of the original stream agreement between Vale and Cobalt27 is repaid, 22% thereafter.
- ii. This presentation contains information and statements relating to the Kestrel mine that are based on certain estimates and forecasts that have been provided to the Group by Kestrel Coal Pty Ltd ("KCPL"), the accuracy of which KCPL does not warrant and on which readers may not rely. Kestrel royalty terms (Ecora entitlement): 7.0% of value up to A\$100/t, 12.50% between A\$100/t and A\$150/t, 15% between A\$150/t and A\$175/t, 20% between A\$175/t and \$225/t, 30% between A\$225/t and A\$300/t, 40% thereafter.
- iii. Labrador Iron Ore Corporation ("LIORC") Royalty Corp. (LIORC) is listed on the Toronto stock exchange (TSX:LIF). IOC is operated by Rio Tinto and LIORC receives a 7% gross overriding royalty and a C\$0.10 per tonne commission on all iron ore products produced, sold and shipped by IOC.
- iv. This presentation contains information and statements relating to the Mantos Blancos mine and Santo Domingo project that are based on certain estimates and forecasts that have been provided to the Group by Capstone Copper ("Capstone"), the accuracy of which Capstone does not warrant and on which readers may not rely. Royalty area attributable to Ecora on the Santo Domingo project covers production in first 6-7 years before returning in ~Y14.
- v. Largo Resources Limited ("Largo"), the owner of the Maracás Menchen project, is listed on the Toronto Stock Exchange and reports in accordance with the standards of the Canadian Institute of Mining, Metallurgy and Petroleum and the NI 43-101 standards.
- vi. Brazilian Nickel Piauí project – Ecora has the right to acquire an incremental 3% GRR for US\$70m to part fund construction to increase capacity to 24,000t nickel & 1,000t cobalt per annum.
- vii. Cameco Corporation ("Cameco"), the majority owner of the Cigar Lake project ("Cigar Lake"), is listed on the Toronto Stock Exchange and reports in accordance with the standards of the Canadian Institute of Mining, Metallurgy and Petroleum and the NI 43-101 standards. Ecora loan of C\$40.8m to Denison to be repaid from the revenues which Denison receives through their entitlement to toll revenue generated through their part ownership of the McClean Lake Uranium Mill (operated by AREVA).
- viii. Orvana Minerals Corp, the owner of the El Valle-Boinás / Carlés project ("EVBC"), is listed on the Toronto Stock Exchange and reports in accordance with the standards of the Canadian Institute of Mining, Metallurgy and Petroleum and the NI 43-101 standards. Royalty terms: 2.5% NSR royalty escalating to 3% for gold prices in excess of US\$1,100 per ounce.
- ix. This presentation contains information and statements relating to the Incoa Calcium Carbonate Project that are based on certain estimates and forecasts that have been provided to the Group by Incoa Performance Minerals LLC ("Incoa"), the accuracy of which Incoa does not warrant and on which readers may not rely. Under the terms of the Incoa financing, Ecora Resources is entitled to approximately 1.23% of gross revenue generated from the sale of ground calcium carbonate products. Ecora Resources' funding commitment is conditional upon the satisfaction of certain conditions precedent.
- x. Cyprium Metals Limited ("Cyprium"), the owner of the Nifty project is listed on the Australian Stock Exchange. Royalty payable to Ecora once 800kt Copper has been delivered. ~715kt delivered to date.
- xi. Candente Copper Corp ("Candente"), the owner of the Cañariaco project, is listed on the Toronto Stock Exchange and reports in accordance with the standards of the Canadian Institute of Mining, Metallurgy and Petroleum and the NI 43-101 standards. Entrée Resources Ltd. entitled to 20% of any royalty income prior to 31 December 2029, 15% of income received between 1 January 2030 and 31 December 2035, and 10% of any income received between 1 January 2035 and 31 December 2040.